

**C-SERIES MINI EXCAVATORS
CX57C | CX60C**

CASE
CONSTRUCTION



**COMFORT
IN MOTION**

www.casece.com

**EXPERTS FOR THE REAL WORLD
SINCE 1842**

C-SERIES MINI EXCAVATORS



EXPERTS FOR THE REAL WORLD **SINCE 1842**

- 1842** Jerome Increase Case founded Racine Threshing Machine Works in Racine, Wisconsin, USA.
- 1912** CASE manufactures road building equipment.
- 1969** CASE begins skid steer loader production.
- 1988** CASE recognized by Fortune magazine: listed by Fortune magazine among the "100 Products America Makes Best."
- 1995** CASE expands attachment offering: co-branding and supply agreements with several key attachment suppliers.
- 2011** CASE leads Tier 4 solutions.

CASE BRAND HERITAGE

MORE THAN 175 YEARS OF PRIDE AND COMMITMENT



- 2011** Long Enters Hall of Fame: CASE engineer, “father of the loader/backhoe”, is inducted into the Construction Equipment Hall of Fame.
- 2016** CASE starts the production of C-Series mini excavators up to 5t in San Mauro Plant for the global market.

SAN MAURO PLANT AWARDS



ISO 9001
Product quality
since 2008



ISO 14001
Environment quality
2004



ISO 18001
Safety management
2007



ISO 50001
Energy management
2011

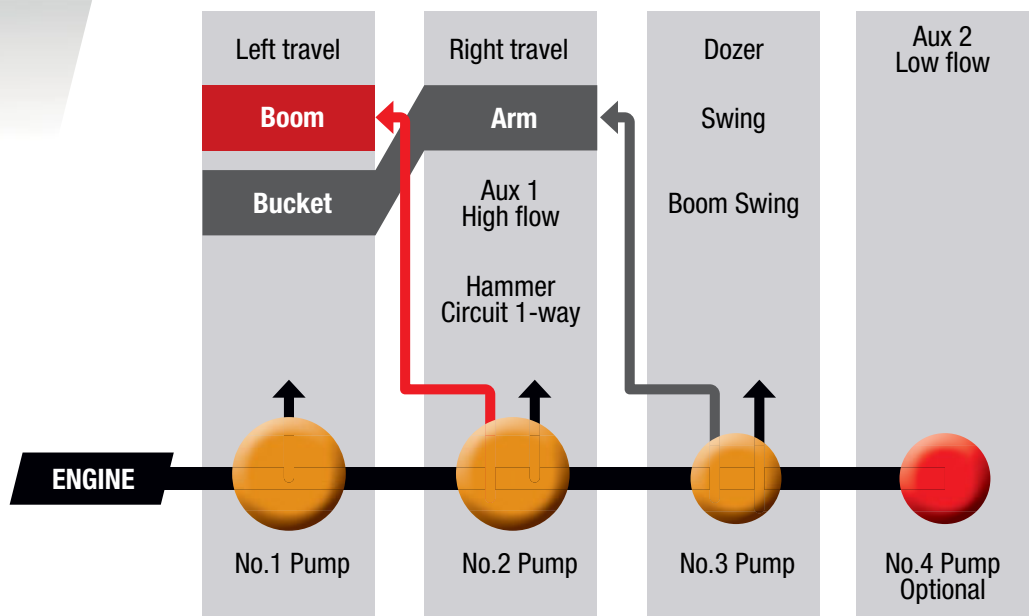
C-SERIES MINI EXCAVATORS



OUTSTANDING PRODUCTIVITY

Smooth hydraulics with flow summation system

- CX57C and CX60C deliver fast cycle time and smooth simultaneous movements thanks to an efficient hydraulic system.
- The flow summation on the boom-up movement increases cycle speed.
- An additional pump minimizes simultaneous movements' interference.
- Auxiliary hydraulic circuits are easily controlled from the right and left joysticks.



THE PRODUCTIVITY WITHOUT CONSTRAINTS



HIGH EFFICIENCY

Clean and powerful engine

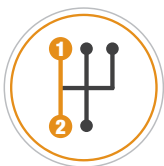
- Powerful electronic Tier 4 Final / Stage IIIB engine.
- Low fuel consumption with standard auto-idle system and 2 working modes.
- High Pressure Common Rail technology for optimal fuel usage.



HIGH VERSATILITY

Tailor made machines for your specific needs

- Short radius or conventional tail swing (CX60C and CX57C).
- Long and short arms available for maximum digging depth or maximum breakout force.
- Additional counterweights for increased stability and lifting capacity.



OPTIMIZED TRACTION AND SPEED

Auto Shift-Down feature

The standard Auto Shift-Down feature enhances travel torque and secures travel speed by automatically changing from 2^o to 1^o gear when additional traction is required, and then back from 1^o to 2^o gear as soon as torque demand decreases.

C-SERIES MINI EXCAVATORS



MODERN AND FUNCTIONAL CLUSTER

Easy-to-read digital cluster

Everything under Control: Advanced 5.7" color LCD - Touch screen - 12 languages - Engine coolant temperature - Hydraulic oil temperature - Fuel tank level - Complete maintenance information



PEACE OF MIND

ESL Anti-theft

ESL Anti-theft is an Engine Start Limitation (ESL) requiring a 5-digit code can be set by the Operator.



READY FOR TECHNOLOGY

Convenient hands-free feature

- Standard hands-free feature: control mobile phone and radio via Bluetooth.
- MP3 compatible Radio with USB plug and AUX plug for headphones.



READY FOR HOT AND COLD WHEATHER

Automatic climate control

Standard automatic climate control grants a pleasant temperature inside the cab and heated seat.



RADIO AND USB

AUTOMATIC A/C

SUNSHADES

STORAGE COMPARTMENTS

STRESS-FREE WORKING ENVIRONMENT



COMFORT COUNTS

Higher class roominess

- Excellent interior space and cab accessibility make operators daily job more pleasant and relaxed.
- The seat features a weight suspension system, it is heated and fully adjustable.



LOW NOISE AND VIBRATIONS LEVEL

Designed for top Operator's satisfaction

Cab mounted on silent blocks combined with proper noise isolation result in a very quite work environment for C-Series Operators.




HIGH VISIBILITY

Fully glazed cab

- Slim and robust cab pillars allow the usage of large glazed areas that provide outstanding all round visibility.
- Rear view camera as well as rear working lights are available to further enhance visibility.



BOTTLE HOLDER



HOOK



PLUGS, 12V OUTLET, SWITCHES



SWITCHES

CONTROL PANEL

MAIN REASONS TO CHOOSE THE C-SERIES



OUTSTANDING PRODUCTIVITY

- Flow summation
- Best-in-class engine power and torque
- Superior lifting capacity



EXCELLENT WORKING RANGE

- Long and short dipper sticks available
- Ample boom swing angles



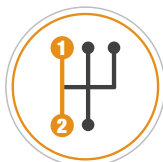
GREAT RELIABILITY

- X-frame undercarriage
- Cylinder protections
- Low risk of detracking with double-flange rollers
- 3-piece track guide as standard
- Full track guide as optional



HIGH VERSATILITY

- Integrated attachments' offering
- Mono or bi-directional hydraulic oil flow
- Additional counterweights available
- Steel tracks available
- Several track options available



OPTIMIZED TRACTION AND SPEED

- Auto shift-down feature
- Efficient travel motors
- Triple-grouser steel tracks with 5 double-flanged rollers





COMFORT COUNTS

- Low noise inside the cab
- 1° and 2° auxiliary hydraulics control on joysticks
- Touch screen multicolour cluster
- Radio with USB
- Full suspension heated seat
- Automatic Air Conditioning



SAFETY FIRST

- ROPS / FOPS / TOPS certified cab
- Pilot circuit with accumulator
- Object Handling Kit
- Blade safety valves



HIGH EFFICIENCY

- Auto-idle function
- Two working modes
- High Pressure Common Rail technology



EASY SERVICEABILITY

- Easy access to battery, hydraulic valves and all regular service components
- Centralized greasing points
- Pressure check points on hydraulic valves
- Long life of regular maintenance components
- Forward tilting cab (CX60C only)



C-SERIES MINI EXCAVATORS



SAFETY FIRST

No compromise on safety

- **ROPS / TOPS / FOPS:** all C-Series models and versions comply with Roll-Over / Tip-Over and Falling Objects -Protective-Structure requirements.
- **Emergency stop switch:** CX57C and CX60C have as a standard feature a switch that immediately stops the engine in case of an emergency.
- **Pilot system with accumulator:** this standard feature allows the operator to put the attachment down safely even with engine turned off for greater safety.
- **Travel alarm:** an acoustic alarm alerts the people near the machine when it moves forward or backward. This feature is optional on both CX57C and CX60C.
- **Blade safety valves:** prevent the load from slipping or dropping due to hose failure (optional on CX57C and CX60C).
- **Double-flange rollers:** de-tracking can be dangerous for the operator and the people near the machine. CASE C-Series minis have a double-flange roller design that minimizes the risk of de-tracking.
- **Short Radius (SR):** the Short Radius design (on CX60C) means very low risk of hitting obstacles with the rear of the machine when swinging, and creates less obstruction to road traffic.
- **Object handling kit:** includes safety valves on boom and arm, lifting hook on bucket linkage, and an overload alarm to handle heavy weights safely.


STRESS-FREE MAINTENANCE



EASY AND SAFE SERVICEABILITY

If it's easy it gets done

- Convenient access to all regular service points thanks to a large engine hood.
- Long life of regular maintenance components.
- Forward tilting cab (CX60C only).
- Convenient pressure check points on valves.
- Centralized greasing points and easy to change air filter.



All models are Site Watch telematics pre-wired.

C-SERIES MINI EXCAVATORS

SPECIFICATIONS

ENGINE

	CX57C	CX60C
Model _____	Yanmar 4TNV98C	Yanmar 4TNV98C
Displacement (cm ³) _____	3319	3319
Rated gross horse power (hp/kW) _____ (ISO 14396)	66.9 / 49.9	64.7 / 48.3
@ rpm _____	2400	2200
Max torque (Nm/rpm) _____	235 / 1550	235 / 1560
Emissions level _____	T4F Stage IIIB	T4F Stage IIIB

HYDRAULIC SYSTEM

Variable displacement axial piston pumps		
- Pump delivery (l/min) _____	2 x 57.8	2 x 55
- Pressure (bar) _____	220	220
Gear pump delivery		
- Pump delivery (l/min) _____	38.4	36.6
- Pressure (bar) _____	220	220
Hammer Circuit 1-way		
- Pump delivery (l/min) _____	57.8	55
- Pressure (bar) _____	220	220
1st Auxiliary 2-way Circuit		
- Pump delivery (l/min) _____	57.8	55
- Pressure (bar) _____	220	220
2nd Auxiliary 2-way Circuit		
- Pump delivery (l/min) _____	30	30
- Pressure (bar) _____	160	160

SLEWING & TRAVEL SPEED

	CX57C	CX60C
Slewing speed (rpm) _____	9.1	8.8
Boom slewing angle (left/right) _____	80° / 50°	70° / 50°
Travel Speed - Low (1 st) (km/h) _____	2.1	2.0
Travel Speed - High (2 nd) (km/h) _____	4.1	3.9

OPERATING WEIGHT

(includes operator, full fuel tank, steel track 380 mm and one bucket)
Cab (kg) _____ 5580 | 5980

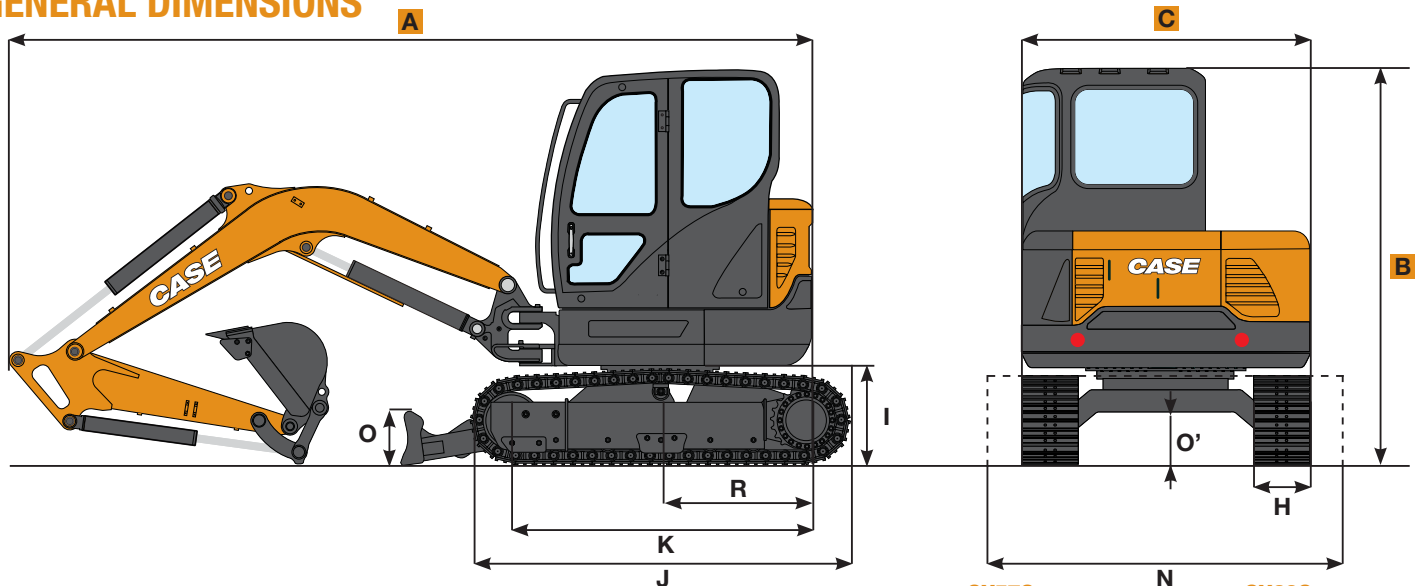
TRANSPORT FEATURE

(weight is with full fuel tank, without operator, without bucket)

Weight (Cab) (t) _____	5410	5850
A Max length (mm) _____	5900 5930*	5600 5625*
B Max height (mm) _____	2550	2550
C Max width (mm) _____	1920	1980

* Long arm

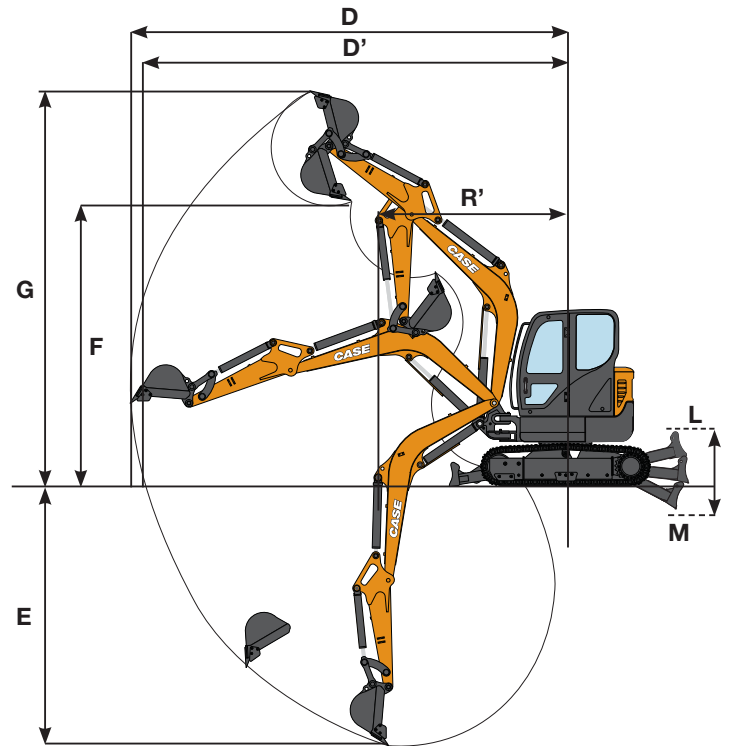
GENERAL DIMENSIONS



		CX57C	CX60C	
R	Rear end swing radius	mm	1650	1080
R'	Min front slew radius	mm	2350 - 2360	2420 - 2510
H	Track width	mm	380	380
I	Ground clearance of rear end	mm	690	660
J	Overall Length of Crawler	mm	2530	2530
K	Center distance of tumpers	mm	1990	1990
L	Blade max lifting	mm	390	200
M	Blade max lowering	mm	590	700
N	Blade width	mm	1920	1980
O	Blade height	mm	350	350
O'	Ground clearance of undercarriage	mm	380	380

DIGGING PERFORMANCES

		CX57C		CX60C	
Dipperstick	mm	1600	1900	1480	1900
Dipperstick Breakout force (ISO)	kN	31.9	28.7	26.5	22.4
Bucket Breakout force (ISO)	kN	42.4	42.4	40.9	40.9
D Max reach	mm	6150	6400	6150	6480
D' Max reach at ground level	mm	6010	6270	6010	6350
E Max digging depth	mm	3820	4060	3570	3990
F Max dump height	mm	4050	4180	3930	4100
G Max digging height	mm	5780	5920	5680	5850



LIFTING CAPACITIES

Lift point height (m)	Arm	LIFT-POINT RADIUS					
		2.0 m		3.0 m		4.0 m	

Lift point height (m)	Arm	LIFT-POINT RADIUS					
		2.0 m		3.0 m		4.0 m	

CX57C Cab - Long arm, no bucket, std counterweight, steel track (380 mm)

1.0 m	kg	LIFT-POINT RADIUS						
		2.0 m		3.0 m		4.0 m		
				1630	1310	1060	870	
				*2450	1450	*1700	960	
0.0 m	kg	Blade up	*1500	*1500	1550	1240	1020	830
		Blade down	*1500	*1500	*2830	1380	*1900	920
-1.0 m	kg	Blade up	*2740	2310	1520	1220	1000	810
		Blade down	*2740	2630	*2840	1350	*1940	900

CX60C Cab - Long arm, no bucket, std counterweight, steel track (380 mm)

1.0 m	kg	LIFT-POINT RADIUS						
		2.0 m		3.0 m		4.0 m		
				1380	1200	890	780	
				*2640	1330	*1770	870	
0.0 m	kg	Blade up	*1360	*1360	1300	1120	840	740
		Blade down	*1360	*1360	*3050	1250	*1990	820
-1.0 m	kg	Blade up	*2470	2160	1280	1100	820	720
		Blade down	*2470	2470	*3020	1230	*2010	800

CX57C Cab - Long arm, no bucket, additional counterweight (+100 kg), steel track (380 mm)

1.0 m	kg	LIFT-POINT RADIUS						
		2.0 m		3.0 m		4.0 m		
				1720	1390	1120	930	
				*2450	1540	*1700	1020	
0.0 m	kg	Blade up	*1500	*1500	1640	1320	1080	880
		Blade down	*1500	*1500	*2830	1460	*1900	970
-1.0 m	kg	Blade up	*2740	2480	1610	1290	1060	870
		Blade down	*2740	*2740	*2840	1440	*1940	950

CX60C Cab - Long arm, no bucket, additional counterweight (+200 kg), steel track (380 mm)

1.0 m	kg	LIFT-POINT RADIUS						
		2.0 m		3.0 m		4.0 m		
				1530	1330	990	880	
				*2640	1470	*1770	960	
0.0 m	kg	Blade up	*1360	*1360	1450	1250	940	830
		Blade down	*1360	*1360	*3050	1390	*1990	920
-1.0 m	kg	Blade up	*2470	2410	1430	1230	930	810
		Blade down	*2470	*2470	*3020	1370	*2010	900

ISO 10567: Lifting capacity does not exceed 75% of tipping load or 87% of full hydraulic capacity.

* Indicates load limited by hydraulic capacity

C-SERIES MINI EXCAVATORS





ATTACHMENTS

CASE offers an integrated range of attachments

- Standard buckets 0.072 to 0.250 m³ SAE
Heaped capacity (width from 300 to 900 mm)
- Ditch cleaning buckets
- Mechanical and hydraulic quick couplers
(Klac and Lehnhoff-compatible)
- Hydraulic hammers
- Earth augers

STANDARD EQUIPMENT

Short arm (1600 mm / 1480 mm on CX57C / CX60C respectively)
Rubber tracks 400 mm
2 speed travel with auto shift-down system
Auto-idle
Two working modes
Joystick hammer line 1-way
ROPS / TOPS / FOPS Certified Cab
Automatic climate control: Heater and A/C system
Full suspension heated seat
Anti-theft with interval setting function
5.7 inch touch screen multi-colour instrument cluster
Foldable boom swing pedal
Radio and USB
Blue-tooth hands-free function for cell phone and radio
2 roller shades: roof and front window
Centralized greasing inlet
Hammer Circuit 1-way

OPTIONAL EQUIPMENT

Long arm (1900 mm on both CX57C / CX60C)
1st auxiliary 2-way pedal controlled (CX57C)
1st auxiliary 2-way joystick controlled (CX57C / CX60C)
2nd auxiliary 2-way joystick controlled (CX57C / CX60C)
Hydraulic Quick Coupler provision
Object Handling Kit
Blade safety valve
Rear view camera
Electric refuel pump
Beacon
Travel alarm
Additional counterweights
Steel tracks 380 mm
Steel tracks 450 mm
Steel tracks with rubber pads 400 mm
Rubber link tracks 400 mm

Standard and Optional equipment may vary. Consult your CASE dealer for details.

www.casece.com

EXPERTS FOR THE REAL WORLD
SINCE 1842

CASE
CONSTRUCTION



Form No. 20149GB - Printed in Italy - MediaCross Firenze - 01/17

**CNH INDUSTRIAL
DEUTSCHLAND GMBH**
Case Baumaschinen
Benzstr. 1-3 - D-74076 Heilbronn
DEUTSCHLAND

CNH INDUSTRIAL FRANCE, S.A.
16-18 Rue des Rochettes
91150 Morigny-Champigny
FRANCE

CNH INDUSTRIAL - UK
First Floor, Barclay Court 2,
Heavens Walk,
Doncaster - DN4 5HZ
UNITED KINGDOM

CNH INDUSTRIAL - SOUTH AFRICA
Waterfall Business Park
Bekker Street, Howick Close
1685 Midrand - Johannesburg
REPUBLIC OF SOUTH AFRICA

**CNH INDUSTRIAL
MAQUINARIA SPAIN, S.A.**
Avda. José Gárate, 11
28823 Coslada (Madrid)
ESPAÑA

CNH INDUSTRIAL ITALIA SPA
Strada di Settimo, 323
10099 San Mauro Torinese (TO)
ITALIA

**CASE CUSTOMER CENTRE
PARIS**
RN 330 - Penchard
77122 - Monthyon
FRANCE

CNH INDUSTRIAL - MIDDLE EAST
DAFZA - Dubai Airport Free Zone
West Wing 4 B, Office 642
P.O. Box 54588, Dubai,
UNITED ARAB EMIRATES

NOTE: Standard and optional fittings can vary according to the demands and specific regulations of each country. The illustrations may include optional rather than standard fittings - consult your Case dealer. Furthermore, CNH Industrial reserves the right to modify machine specifications without incurring any obligation relating to such changes.

Conforms to directive 2006/42/EC

CASE
00800-2273-7373

The call is free from a land line.
Check in advance with your Mobile Operator if you will be charged. Toll free number not available from all calling areas.

