

CASE
CONSTRUCTION

CX235C SR EXCAVATOR



CX235C SR Excavator



PERFORMANCE IN A COMPACT PACKAGE.

CASE CX C Series minimum swing excavators provide outstanding digging and lifting power in tight and confined working areas. Unlike traditional excavators with prominent rear counterweights, CASE CX C Series MSR excavators feature a compact counterweight and boom

placement that minimizes the machine's work envelope. The result is a highly productive and maneuverable excavator that's ideal for restricted conditions, such as road and bridge work, residential projects and urban construction.



CX235C SR Highlights

- 1** CASE Intelligent Hydraulic System uses matched systems with electronic controls to reduce total fuel consumption and maximize machine performance.
- 2** Isuzu CEGR engine technology is used in combination with the CASE Intelligent Hydraulic System to impact total fuel economy.
- 3** Up to 7% faster cycle times compared to previous models through balanced attachment structure and pump flow.
- 4** Quieter cab with enhanced integrated fluid and spring suspension mounts.
- 5** True wide screen 7-inch monitor provides industry leading display.

- 6** Real-time display ECO gauge promotes effective fuel management during operation.
- 7** Auxiliary hydraulic options to meet your application and equipment: single, double, multi- and low flow.
- 8** A dozer blade is only as useful as the machine's tracking power. The CX235C SR has over 45,000 lb of drawbar pull. Also, the blade working range has increased with more below grade depth and height.

- 9** Teeth are essential to maintaining productivity. SmartFit teeth are standard on all CASE C SERIES excavators and provide maximum performance in an easy to maintain design. No cutting or hammer required for replacement.
- 10** CASE continues with its proven Easy Maintenance System (EMS) bushing technology providing:
 - Longer grease retention
 - Increased lubrication intervals
 - Reduced noise

Improving Fuel Economy and Emissions without Sacrificing Performance

CASE uses an Isuzu 4-cylinder engine with CEGR and a DPF to control emissions for Tier 4 certification. In combination with the engine system, we have also incorporated control modules in the CASE Intelligent Hydraulic System to maximize efficiency of the hydraulics. Control attributes like Boom Economy, Swing Relief, Spool Stroke and AUTO Economy provide efficient use of oil and power for when it is needed, which reduces fuel consumption.



Operator Comfort is Paramount

The CX235C SR provides maximum comfort with proportional hydraulic controls, an industry leading quiet cab and plenty of glass for job site visibility. A comfortable operator is more likely to be a productive operator and the floor to ceiling glass provides the awareness necessary for our busy jobs.



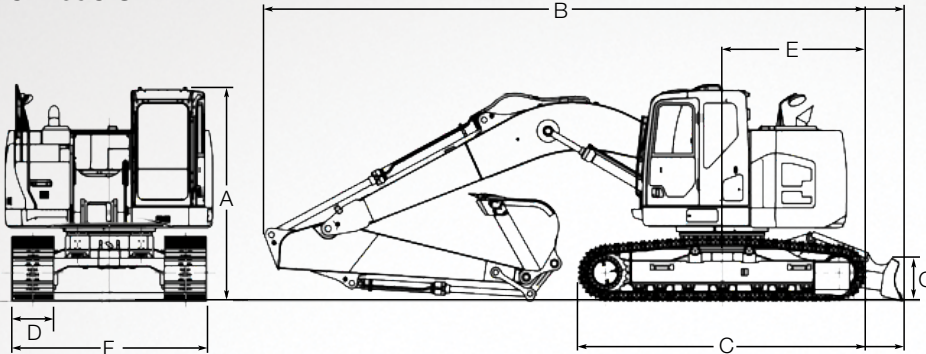
Auxiliary Hydraulics Packages

Offering hydraulic packages that meet your needs and budget is key for productivity. The CX235C SR provides these packages to match up job site needs, attachment use and operator control:

- Control Pattern Selector Valve
- Single Acting – perfect for hammers
- Double Acting – bidirectional flow for thumb or similar attachments
- Multi-Function – offers the most versatility with two direction and two pump flow
- Secondary Low Flow – additional low flow circuit for positioning tools



CX235C SR



Line drawings are for illustrative purpose only and may not be exact representation of unit.

DIMENSIONS	Without Dozer Blade	With Dozer Blade
A. Cab Height	10 ft. 0 in. (3.04 m)	10 ft. 0 in. (3.04 m)
B. Overall Length – With Attachment	29 ft. 0 in. (8.83 m)	30 ft. 3 in. (9.21 m)
C. Overall Length – Without Attachment	14 ft. 8 in. (4.47 m)	15 ft. 5 in. (4.70 m)
D. Track Shoe Width	31.5 in. (800 mm)	23.6 in. (600 mm)
E. Rear Tail Swing Radius	5 ft. 10 in. (1.79 m)	5 ft. 10 in. (1.79 m)
F. Dozer Blade Length	—	9 ft. 2 in. (2.80 m)
G. Dozer Blade Height	—	2 ft. 0 in. (610 mm)

Note: Unit equipped with 9 ft. 8 in. (2.94 m) Arm.

SPECIFICATIONS	Without Dozer Blade	With Dozer Blade
Engine	Isuzu AM-4HK1X	Isuzu AM-4HK1X
Net hp (kW) @ 1800 RPM	160 (119.3)	160 (119.3)
Net Max. Torque @ 1500 RPM – lb-ft (N-m)	458 (621)	458 (621)
Two Speed Travel – Max. High Speed – mph (kph)	3.1 (5.0)	3.1 (5.0)
Emissions Rating	Tier 4 Interim Certified (Cooled EGR with DPF)	Tier 4 Interim Certified (Cooled EGR with DPF)
Operating Weight* – lb. (kg)	55,997 (25 400)	56,879 (25 800)
Ground Pressure – psi (bar)	5.8 (0.40)	8.4 (0.58)
Sound Level (ISO6395) – Inside Cab	70 dBa	70 dBa
Rear-View Camera (1)	Standard	Standard
Main Pumps – Max. Rated Flow – gpm (L/min)	2 x 55.7 (2 x 211)	2 x 55.7 (2 x 211)
Max. Dig Depth	21 ft. 10 in. (6.65 m)	21 ft. 10 in. (6.65 m)
Dump Height	26 ft. 2 in. (7.97 m)	26 ft. 2 in. (7.97 m)

Note: Unit equipped with 9 ft. 8 in. (2.94 m) Arm.
*With respective track shoe width listed above, 1,435 lb (651 kg) bucket, 165 lb. (75 kg) operator, full fuel and standard equipment.

Protected by

ProCare

The CX235C SR comes standard with the industry's first all-in-one heavy machine support program that's as powerful as the equipment it protects – CASE ProCare. ProCare includes:

3K 3-year/3000-hr. Full-Machine Factory Warranty*.

We've got your back – for three full years!

3-year/3000-hr. Planned Maintenance.

Don't spend another dime for scheduled care from factory-trained CASE technicians.

3-year SiteWatch™ Subscription.

Telematics isn't a luxury, it's a necessity – and we've made it accessible to all.

*See your dealer for the complete terms of CNH's Warranty and Limitation of Liability, which contains certain limits and exclusions.

SmartFit™ Bucket Teeth

CX235C SR buckets use the innovative SmartFit bucket tooth system. These heavy-duty, self-sharpening teeth combine exceptional strength and unmatched ease of installation thanks to a hammerless fastener system with reusable locking pins. Available in a full range of styles.



CASE Customer Assistance
866-54-CASE6

©2013 CNH America LLC. All rights reserved. CASE is a registered trademark of CNH America LLC. Any trademarks referred to herein, in association with goods and/or services of companies other than CNH America LLC, are the property of those respective companies. Printed in U.S.A.



SAFETY™ NEVER HURTS

Always read the operator's manual before operating any equipment. Inspect equipment before using it, and be sure it is operating properly. Follow the product safety signs and use any safety features provided.

All engines meet current EPA emission regulations.

All specifications are stated in accordance with SAE standards or recommended practices, where applicable.



Contains 10% post-consumer fiber

IMPORTANT: CASE Construction Equipment Inc. reserves the right to change these specifications without notice and without incurring any obligation relating to such change. Availability of some models and equipment builds vary according to the country in which the equipment is used. The illustrations and text may include optional equipment and accessories and may not include all standard equipment. Your CASE dealer/distributor will be able to give you details of the products and their specifications available in your area.



CASE construction equipment is biodiesel friendly.